LED DISPLAY COLLECTION

Extraordinary visuals. Every dimension.

Event LED solutions for Washington DC,
the Mid-Atlantic and East Coast productions.

Creative display formats.
One cohesive visual experience.



DISPLAY CONCEPT











P1.9 P2.6 Studio Posters Wide Floors Spheres Furniture

01 / MODULAR WALL

P1.9 / Flat or curved

Fine-pitch indoor LED, shaped around the audience, sightlines and content.

P1.9 class
Fine-pitch indoor system

500 × 500 mm
Cabinet size

256 × 256 px
Pixels per cabinet

Flat + curved
Configuration options





FRONT + ROOM VIEWS





EDGE + BUILD VIEWS

Modular canvas
Cabinet-based planning for the final wall and content.

Curve planning
Radius and support plan confirmed for each project.

Build access
Allow depth, service access and rear clearance.

Original front, edge and rear references supplied by TriVision. Icons are conceptual, not structural or scale drawings.

02 / MODULAR WALLS

P2.6 / Built for the main stage

Gold + Silver systems for stage backdrops, presentations and large visual compositions.

P2.6 indoor systems | Indoor use | Final canvas specified per build













Event applications supplied by TriVision. Cabinet variant, wall size, power distribution and support footprint are set for the selected build.

02 / MODULAR WALLS

P2.6 / Turn the room into the story

Visual environments for live performance, studio production and branded events.

Gold + Silver systems | Indoor use | Flexible arrangements











ONE VISUAL LANGUAGE

Stage. Set. Surroundings.

Build the display around the room and the story.

Event images identified by TriVision as P2.6 applications. Exact build, electrical distribution and support footprint are project specific.

02 / MODULAR WALLS

P2.6 / A canvas for every environment

From sponsor displays to entrance features and ballroom backdrops.

Indoor modular LED | Architectural arrangements | Project-specific dimensions











Frame the room

Stage backdrops and presentation surfaces.

Carry the brand

Coordinated sponsor and entrance applications.

Plan the build

Confirm sizes, pixels, access and support.

Gold + Silver systems. Supplied event imagery; selected cabinet variant and technical plan confirmed for each build.

03 / STUDIO ENVIRONMENT

The panoramic studio

An installed three-section environment for interviews, presentations and immersive backgrounds.

Studio A | Approx. 42 ft × 13 ft | 4992 × 1536 px supplied map | Side wings approx. 30°







THREE SECTIONS. ONE CONTENT ENVIRONMENT.

1346 px	2300 px	1346 px
Approx. 11.5 ft	Approx. 18.7 ft	Approx. 11.5 ft

SUPPLIED REFERENCE MAP

4992 × 1536 px overall. Confirm the final production template before artwork release.

Physical dimensions are rounded. The content diagram is conceptual. Studio imagery includes a reflective stage floor; the floor is not identified as LED.

03 / STUDIO ENVIRONMENT

One studio. Many visual worlds.

Presentation concepts for a cohesive stage, screen and audience experience.

Studio A reference | Approx. 42 ft × 13 ft | Application concepts







SUPPLIED APPLICATION ILLUSTRATIONS

A shared visual setting

Carry one brand environment across panels, presentations and conversations.

Content that fits

Use the supplied 4992 × 1536 px reference map, then confirm the final template.

A panoramic backdrop

Side wings are approximately 30°. Plan framing and sightlines with the room.

Concept illustrations, not independently verified deployments. The reflective stage floor is not identified as LED.

04 / DIGITAL SIGNAGE

Standard LED posters

Portrait signage for welcomes, sponsor messages and coordinated brand content.

Nominal 2 ft × 6 ft | P1.8 reference | 344 × 1032 px | Mains-powered



TRANSPORT + PROTECTION



Accessory illustration. Confirm the final case model with the selected unit.

FLIGHT-CASE REFERENCE

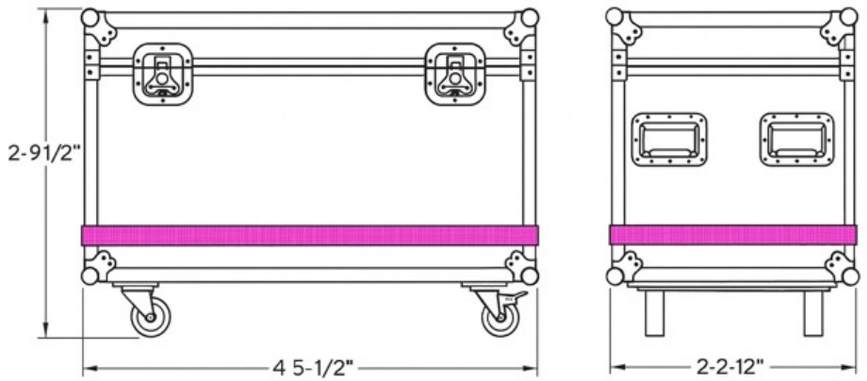

Dimensions in this drawing describe the accessory case, not the LED screen.

Nominal display size excludes the final base footprint. Confirm the selected unit, handling space, power and accessories before setup.

04 / DIGITAL SIGNAGE

One message. More possibilities.

Coordinate content across multiple posters to create a broader brand presence.

Configuration illustration | Final arrangement + playback confirmed



Individual
One portrait message

Continuous
A shared visual canvas

Coordinated
Related content across displays

Configuration illustration. Final unit count, combined content canvas and playback workflow depend on the selected TriVision units.

05 / WIDE FREESTANDING DISPLAYS

Wide / trifold LED posters

A broader visual canvas for entrances, sponsors and branded environments.

Wide / folding format | Product configuration illustration | Selected unit to be confirmed



OPEN ANGLED FOLDED



SUPPLIED APPLICATION REFERENCE

PLAN THE CONTENT

Confirm the exact unfolded canvas before releasing artwork.

Footprint

Allow handling, base and service space.

Content canvas

Confirm the unfolded pixel map.

Power

Confirm the selected unit requirements.

Product configuration illustration. Final dimensions, pixel map and electrical requirements must be confirmed against the selected unit.

06 / IMMERSIVE SURFACES

Interactive LED floor

Branded environments, visual walkways and activity content.

P3.9 recorded reference | Modular project layout | Interaction plan to be confirmed









VISUAL + INTERACTIVE

Confirm sensors and software for the selected content.

Layout

Plan the display area.

Load

Confirm the floor rating.

Power + control

Set the technical requirements.

Game imagery does not establish sensing technology or performance. Sensors, software, load limits and power require project-specific confirmation.

06 / IMMERSIVE SURFACES

Floor environments & preparation

Bring visual content underfoot with a project-specific layout and technical plan.

P3.9 recorded reference | Branded environments | Preparation + calibration









Room + access

Area, edges and transitions.

Load limits

Check the selected floor system.

Control + power

Confirm playback and connections.

Visual walkways. Branded arrivals. Immersive surfaces.

Confirm sensing, software, load limits and power for the selected build. Identifiable attendee imagery should be cleared before public marketing use.

07 / SCULPTURAL DISPLAYS

LED spheres

Dimensional focal points with content designed around the whole surface.

1.2 m + 1.5 m diameter | Wraparound content | Base + electrical plan confirmed separately







CONTENT TEMPLATES

1.2 m

1884 × 942 px

1.5 m

2356 × 1178 px

Templates are not native LED resolution.

Create for the surface

Match seams and protect the pole dead zones.

Size + support

Verify the chosen diameter, base and electrical plan.

Supplied sphere images do not establish exact installed size, location, client relationship or suspension approval.

07 / SCULPTURAL DISPLAYS

Spherical content possibilities

Art, motion and dimensional storytelling designed for a continuous surface.

Application concepts | Content templates - not native resolution | Project-specific installation







THINK IN 360°

Design across the seam.

Protect the poles.

Plan the base and power.

Supplied concept imagery illustrates creative possibilities, not verified deployments or suspension approval.

CONTENT-MAP REFERENCES

1.2 m / 1884 × 942 px

1.5 m / 2356 × 1178 px

Confirm the final content template and installation plan for the selected sphere. Reference images do not establish client relationships or locations.

08 / LED FURNITURE + COMPACT FORMS

LED DJ booth, bar & welcome desk

One furniture format for performance, hospitality, check-in and exhibit applications.

Application + product illustrations

Dimensions, pixel map and power confirmed by unit









SUPPLIED APPLICATION / PRODUCT ILLUSTRATIONS

LED CUBES

Compact dimensional branding.

Confirm size, active faces, pixel map, playback and mounting.

DESIGNED AROUND YOUR EVENT

Choose the role, then confirm the exact furniture unit, content canvas and electrical requirements.

PLAN YOUR LED EXPERIENCE

Share the room, event dates and content goals.

(703) 608-9680

Furniture scenes are supplied illustrations, not verified deployments. Cube icon is conceptual. Final layout, access, power and pixel maps are confirmed for production.